

# Second-hand Smoke Exposure in Multi-unit Housing

## San Leandro

February 2022



# Second-hand Smoke Exposure Impact Assessment in San Leandro

## Goal

Conduct a public opinion analysis on second-hand smoke exposure in multi-unit housing to inform policy change city-wide.

## Why

Increased indoor smoking requires practice and policy change while raising residents' awareness/accountability.

## How

Implement a participatory policy change process by:

- Engaging impacted populations,
- Training community youth fellows, and
- Sharing findings with AC and city council members.

## Activities

- Customize handouts with resources and materials to multi-unit housing residents.
- Recruit and train community youth fellows.
- Distribute and analyze surveys to evaluate residents' experiences with exposure to second-hand smoke.
- Present findings to identify next steps for potential policy change.



# Who Participated

## Multi-unit Housing Managers



San Leandro

3

- ✓ Fargo Senior Center
- ✓ Bermuda Gardens
- ✓ Woodside Apartments

## Survey Respondents



210  
Surveys Distributed

67  
Surveys Returned

## Community Fellows



3

African American  
Middle Eastern  
Hispanic

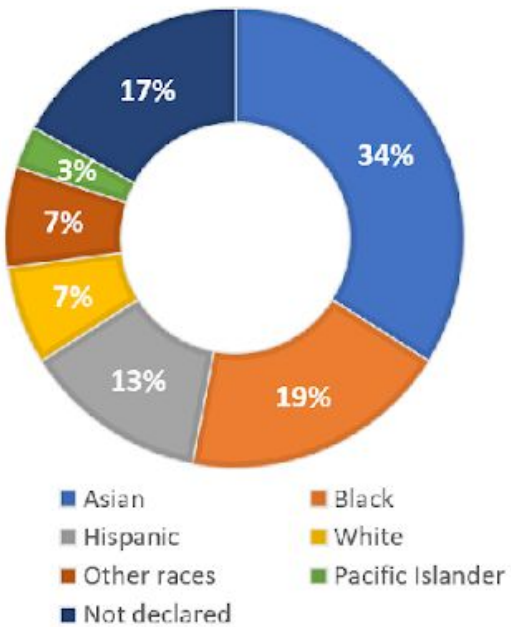


# Demographics of Respondents

210 surveys distributed

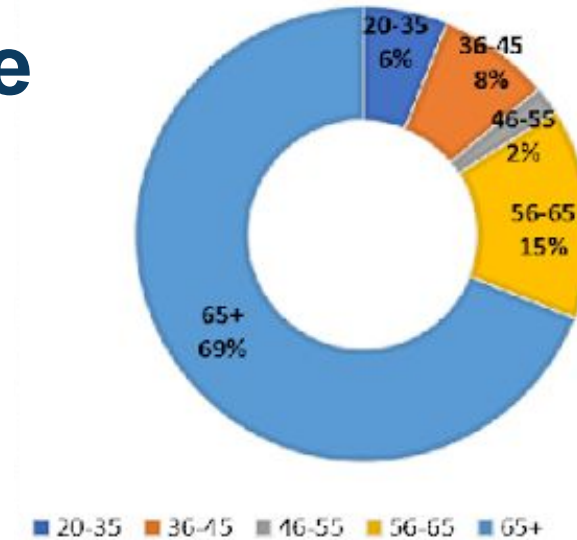
67 surveys analyzed

## Race



- A third of responses were from Asian ethnic origins (32%)
- 19% of responses were from African American residents
- 17% of survey takers declined to disclose their ethnic origin

## Age

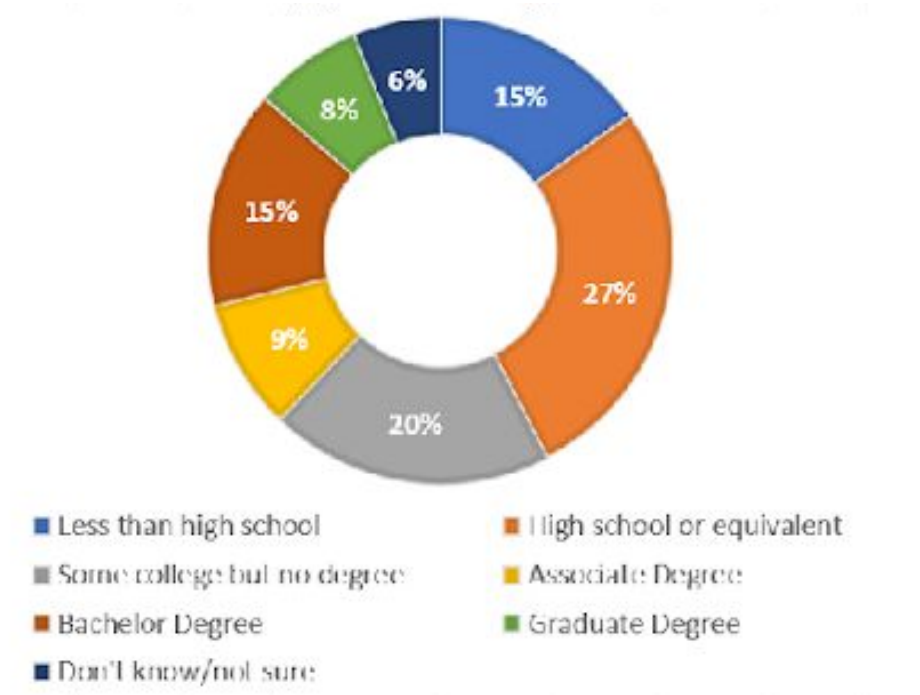


- Most responses were from elders over 65 years old (69%)
- 15 % of responses were from residents between 56 and 65 years old



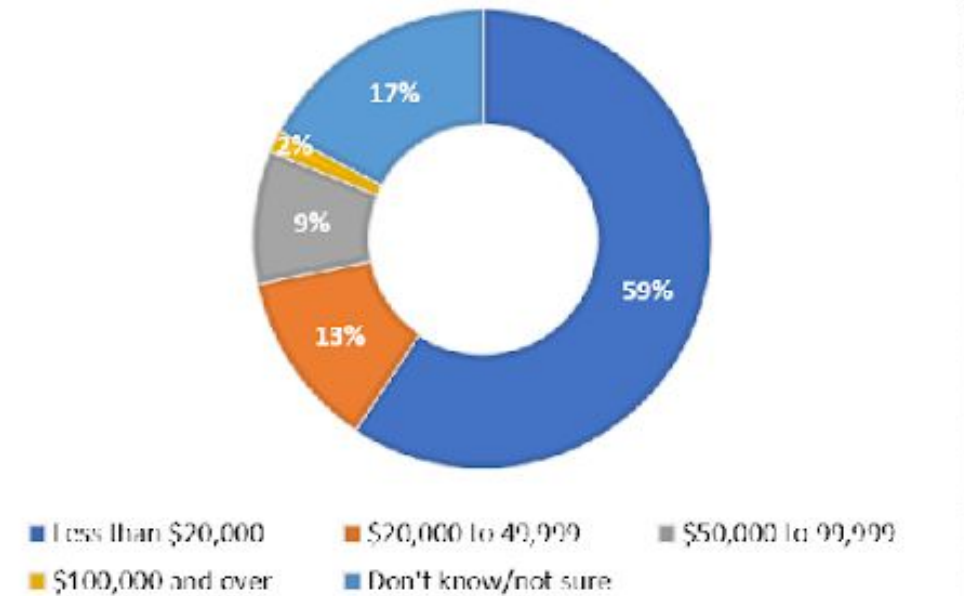
# Demographics of Respondents

## Education Attainment



- Almost half of respondents attained some college or high school or less as the highest educational level (47%)

## Income Level



- More than half of respondents make less than \$20,000 / year (59%)
- only 11% of respondents make more than \$50,000/year



# What Does Exposure to Second-hand Smoke Look Like?

75% of respondents were exposed to second-hand smoke drifting into their homes

**40%**  
Tobacco

**30%**  
Marijuana

**5%**  
E-cig

47% noticed second-hand smoke exposure through vents, walls & doors

**21%**  
Everyday

**8%**  
1-2 times/week

**6%**  
1 time/month



# What Does Exposure to Second-hand Smoke Look Like?

48% of respondents got exposed to second-hand smoke in common areas

4% Laundry room

3% Elevator

14% Stairs/hallways

1% Lobby/entrance

13% Recreation/courtyard

13% Balcony/patio

55% Have a medical condition that is made worse by second-hand smoke exposure



# Second-hand Smoke-related Practices

**94%** believe that breathing second-hand smoke is harmful to people's health

**5%** of survey respondents smoke

**15%** of respondents allow other people to smoke inside their unit

**21%** of respondents complained to landlord/property manager or HOA about second-hand smoke exposure





# Second-hand Smoke Policies in Place

**56%** of respondents were provided with info about smoking policies

**83%** of respondents in favor of 100% smoke-free units, balconies/patios & common areas

**76%** know the current policies in their buildings regarding smoking inside units

70% have **100% smoke-free units** policy

0% smoking is allowed in **some units**

6% housing has **no smoking rules**



# Conclusions

Smoking practices and lived experiences between SL and Oakland varies

COVID-19's SIP and the associated stress significantly increased smoking, indoors

Some multi-unit housing complexes need policy enforcement, not new policies

Engage residents in complex-wide smoke-free efforts to be accountable to each other through advancing community education and awareness



	Oakland (131 surveys)	San Leandro (67 surveys)
Race	African American 76%	Asian 32%, 17% declined to state
Age	53% 46-65 19% 65+	17% 46-65 69% 65+
Tobacco exposure	38%	40%
Marijuana exposure	31%	30%
Smoke exposure through vents, walls, &door	50%	47%
Exposure in common areas	76%	48%
Residents who smoke	29%	5%
Residents that allow smoking inside their unit	17%	1.5%
Complaints to landlord, property manager, HOA	13%	21%
In favor of 100% smoke-free housing	50%	83%

# Next Steps

Share findings with residents, multi-unit complex managers and board members

Advocate for smoke-free policy change complex-wide and city-wide

Extend this study to other jurisdictions in AC to learn about the variations in smoking practices across different population subgroups to inform jurisdiction-specific policies



**Thank You**

**Q&A**

**Presented by**

**Rania Ahmed,**

Research Director

